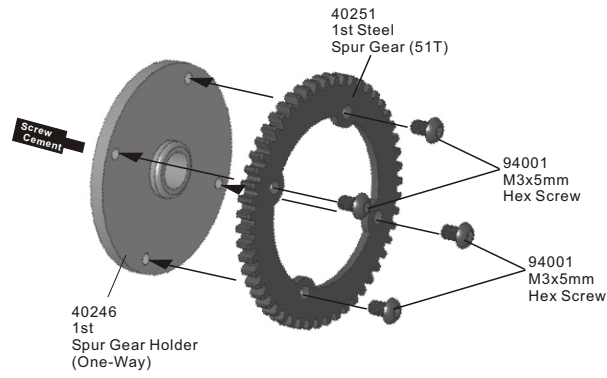


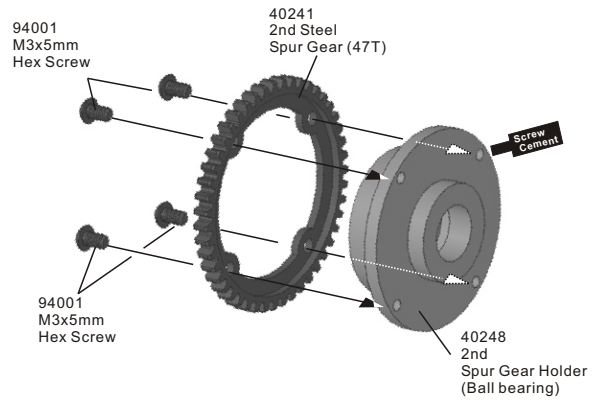
40111 2-Speed Transmission Set

FOR ALL 9.5 CHASSIS, VIOLATOR AND BLAZER SST

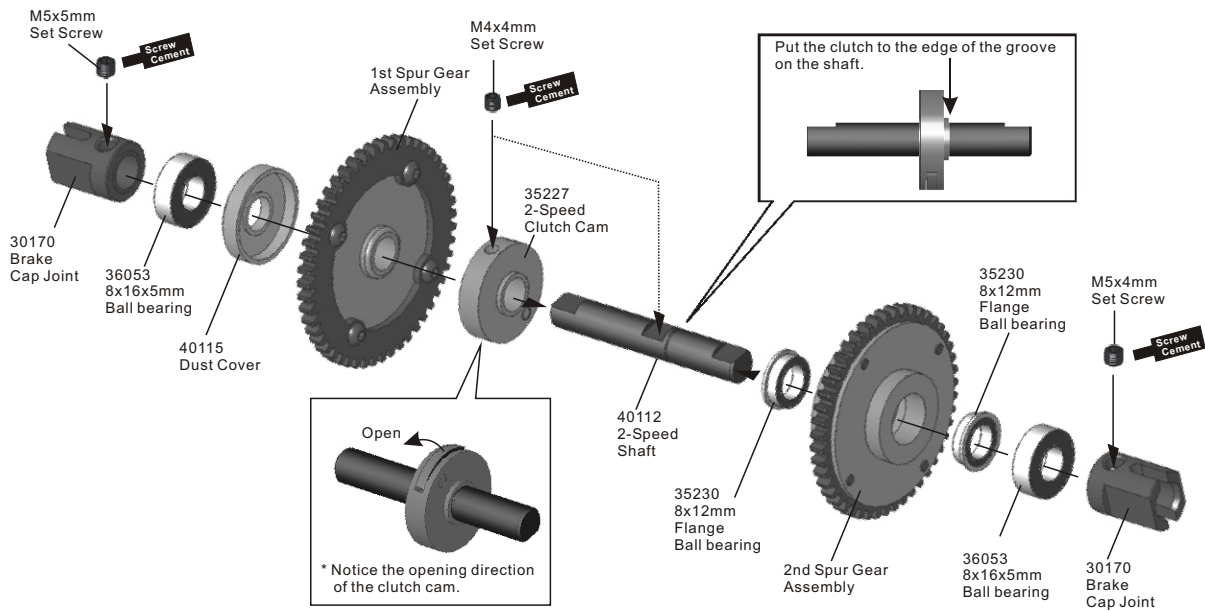
1 ASSEMBLY OF THE 1ST SPUR GEAR



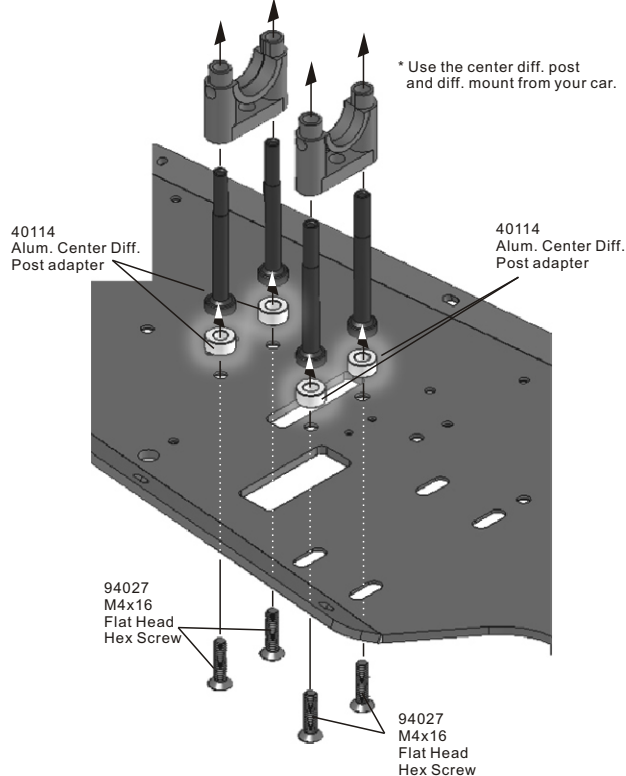
2 ASSEMBLY OF THE 2ND SPUR GEAR



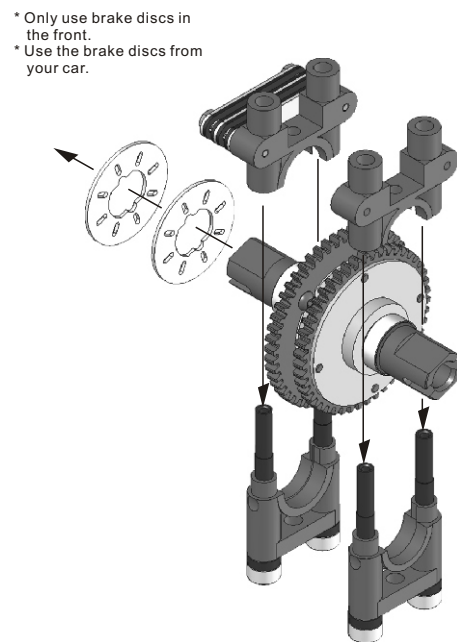
3 ASSEMBLY OF THE 2-SPEED TRANSMISSION



4 ASSEMBLY OF THE CENTER DIFF. POST

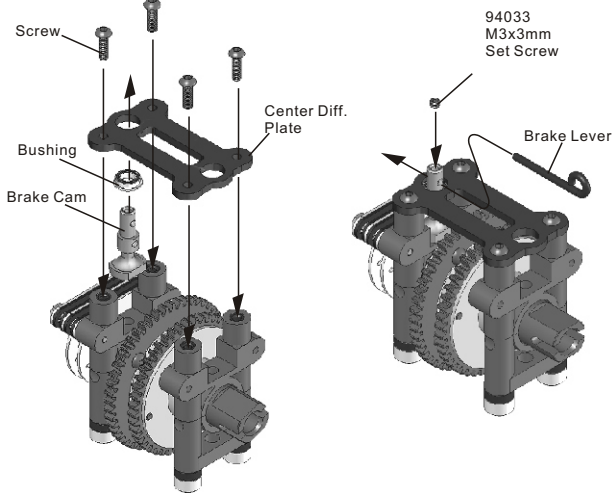


5 ASSEMBLY OF THE CENTER DIFF. BRAKE DISC



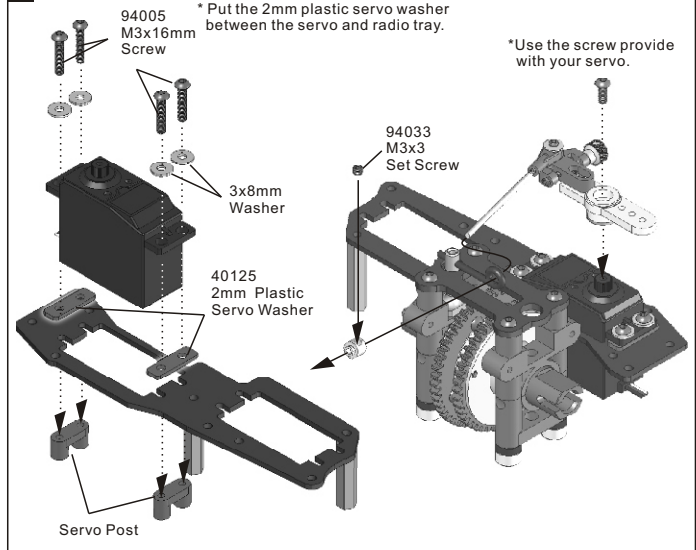
6 ASSEMBLY OF THE CENTER DIFF. PLATE

- * Use the parts from you car.
- * Position the brake cam to the front.

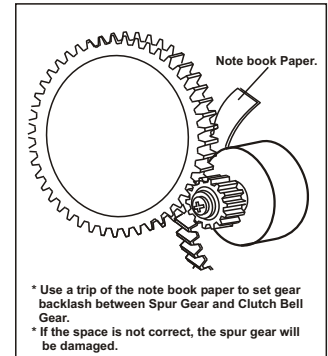
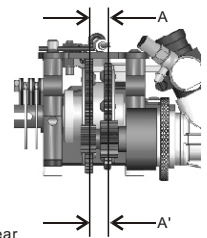
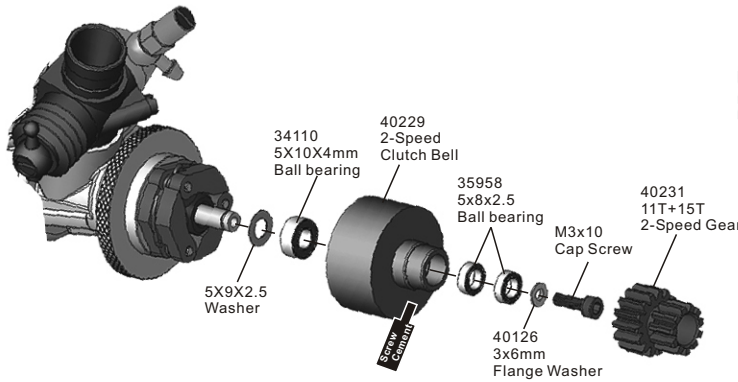


7 ASSEMBLY OF THE THROTTLE SERVO

- * Put the 2mm plastic servo washer between the servo and radio tray.



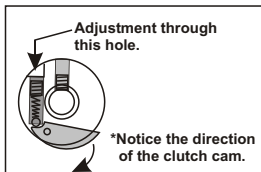
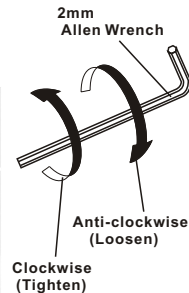

8 ASSEMBLY OF THE 2 SPEED CLUTCH BELL



9 ADJUSTING THE SHIFT POINT

- * Adjust the engine before adjusting the clutch shift timing. Adjust the engine as per engine instruction manual.

- * Use a 2mm allen wrench to set the clutch cam.



- Once the engine adjustment have been completed, proceed to adjustment of the clutch shift timing. (Using a 2mm allen wrench to adjustment the clutch cam.)

Note:
 Clockwise-----Shift timing will become slower. (Tighten)
 Anticlockwise---Shift timing will become quicker. (Loosen)

- Adjust the clutch shift timing for your track conditions with 4x4mm set screw. As you tighten (Clockwise) the 4x4mm set screw, the shift timing will become slower. As you loosen (Anticlockwise) the 4x4mm set screw, the shift timing will become quicker.

- Set the shift timing to the track conditions while the car is running.

The OFNA #40111 2-speed transmission allows the car to have more punch out of the corners and a higher top speed. Many different pinion and spur gear combinations are offered, select the ratio that best fits your driving.


2 SPEED GEAR RATIO COMBINATIONS

IMPORTANT:
 The sum of the spur gear and clutch gear for 1st gear must be equal.
 The sum of the spur gear and clutch gear for 2nd gear must be equal.

Example: 1st gear 51+12=63 > Must be equal
 2nd gear 47+16=63

(STANDARD)

SPUR GEAR	CLUTCH GEAR (4 tooth difference)			
	11T/15T	12T/16T	13T/17T	14T/18T
51T/47T	←			→



Option Gears

Parts No.	Description
40230	Clutch Gear 12T/16T
40232	Clutch Gear 13T/17T
40286	2-Speed Clutch Bell with 13T/17T Gear (One Piece Type)
40132	2-Speed Clutch Bell with 14T/18T Gear (One Piece Type)

OFNA 9.5 2-SPEED TRANS. FOR TITAN, 9.5 CHASSIS, BLAZER

40111	2-Speed Transmission Set for 9.5 CHASSIS, TITAN, BLAZER	129.95
40112	2-Speed Shaft	9.95
30170	JOINT CAP, FRONT BRAKE DISC	9.95
40113	open	
40114	Center Diff. Adjuster (Alum. 4.5mm)	9.95
40115	Dust Cover	6.95
40246	1st GEAR HOLDER, W/ONEWAY BB, TITAN & 9.5 & BLAZER	49.95
40248	2nd GEAR HOLDER	46.95
40247	GEAR, STEEL, 47T, 2-SPEED	29.95
40251	GEAR, STEEL, 51T, 2-SPEED	29.95
35958	BALL BEARING, 5x8mm, 1 PC.	3.95
36053	BEARING, 8x16mm, 2PCS	12.95
35227	CLUTCH CAM DISC., 2-SPEED REV2	13.95
35230	BEARING, 8x12 FLANGE, 2 PCS.	12.95
34110	BALL BEARINGS, 5x10mm 2 PCS.	7.95
40125	SPACER, SERVO WASHER, PLASTIC	1.95
40126	3x6x2.5 FLANGE WASHER	3.95
40229	BASE, CLUTCH BELL, 2-SPEED	21.95
40230	GEARS, 2-SPEED, 12T/16T	19.95
40231	GEARS, 2-SPEED, 11T/15T- STOCK	19.95
40232	GEARS, 2-SPEED, 13T/17T	19.95
40286	GEARS & CLUTCH BELL, WITH 13/17T, TITAN & 9.5	39.95
40132	GEARS & CLUTCH BELL WITH 14/18T, TITAN & 9.5	39.95